



CAYMET's

## Siddhant College of pharmacy

Sudumbre, Pune

Mrs. Swati Vinod Jogdand

(Student Satisfaction Questionnaire 2021-22)

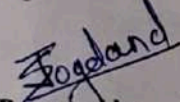
Date: 14/4/2022

### Members of Committee:


Mrs. Swati Vinod Jogdand



Signatures:




Prepared by  
(Mrs. Swati Jogdand)



Checked by  
(Dr. Swati Deshmukh)



IQAC coordinator  
(Dr. Swati Deshmukh)



Principal  
(Dr. Rahul Dumbre)





CAYMET's  
**Siddhant College of Pharmacy**  
Sudumbre, Pune

**STUDENTS SATISFACTION SURVEY REPORT**

**A.Y 2021-22**  
**ODD SEMESTER**

**Contents:**

- A. Objectives
- B. Survey Methodology
- C. Participants
- D. Students Satisfaction Survey Questionnaire
- E. Survey Results
- F. Finding and Analysis

**A. Objectives**


- To measure the student's level of satisfaction on their experiences
- To identify and address gaps for process improvement

**B. Survey Methodology**

Siddhant college of Pharmacy, sudumbare shall conduct online Student Satisfaction Survey each year. survey shall cover all active students where they are required to complete the Student Satisfaction Su form. The completed survey form shall then be submitted to College.

**C. Participants**


174 Students participated in this survey



Link for form filling: <https://forms.gle/VdHNnpgR3Lc9HE2e9>

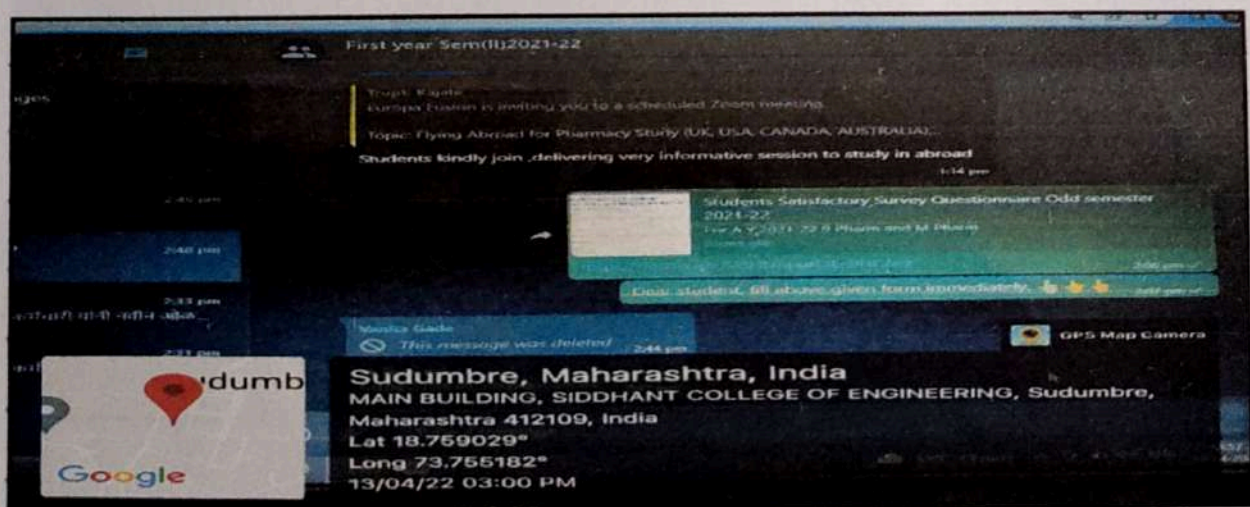
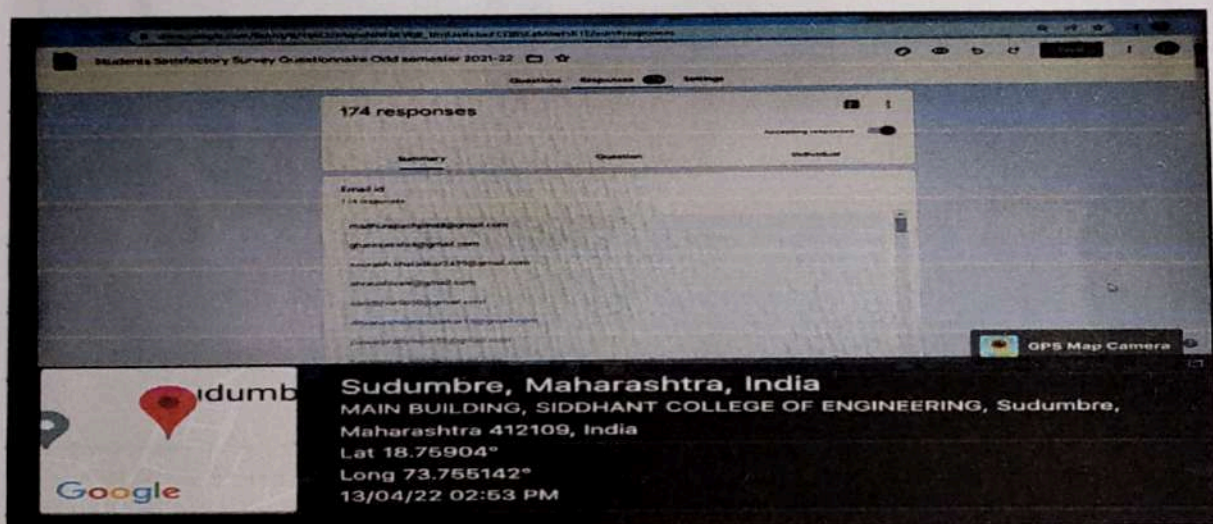
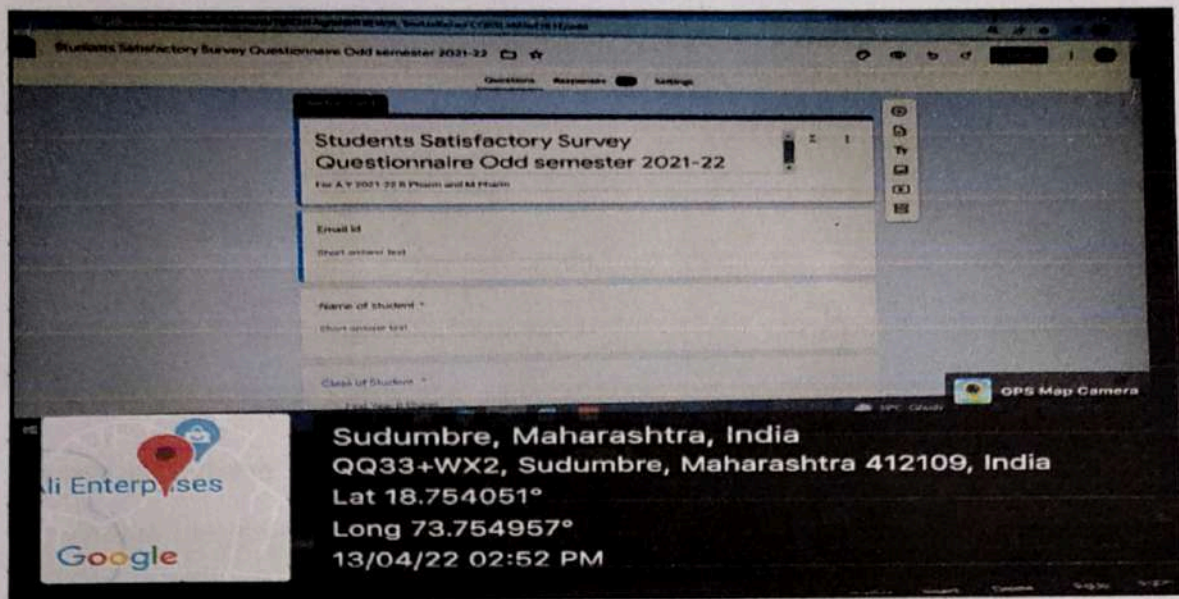
Link for responses

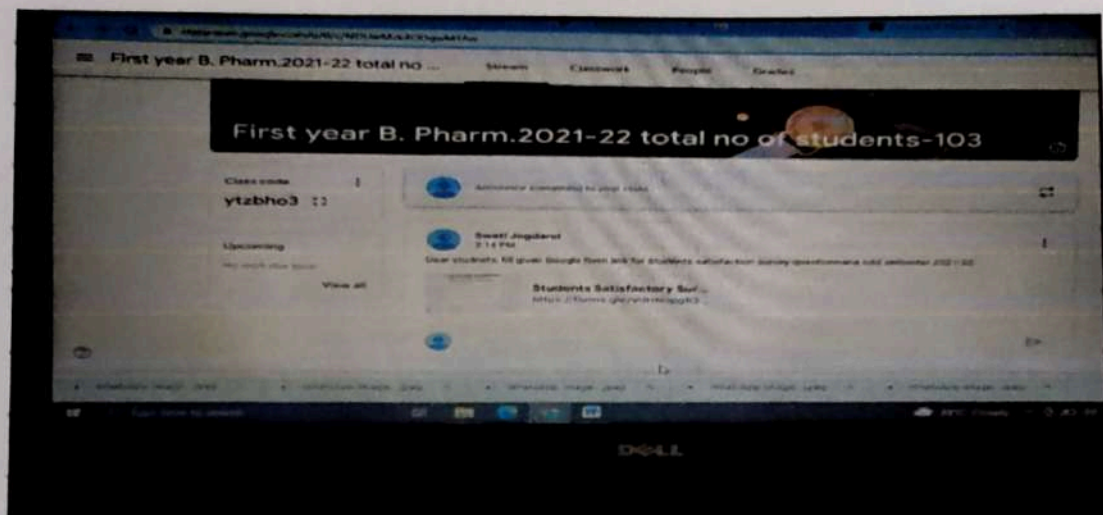
[https://docs.google.com/forms/d/1Ij0D2FAgmNNF8EWj8\\_TmtUaRxJacFCQBSLaMJwEtK1E/edit#responses](https://docs.google.com/forms/d/1Ij0D2FAgmNNF8EWj8_TmtUaRxJacFCQBSLaMJwEtK1E/edit#responses)



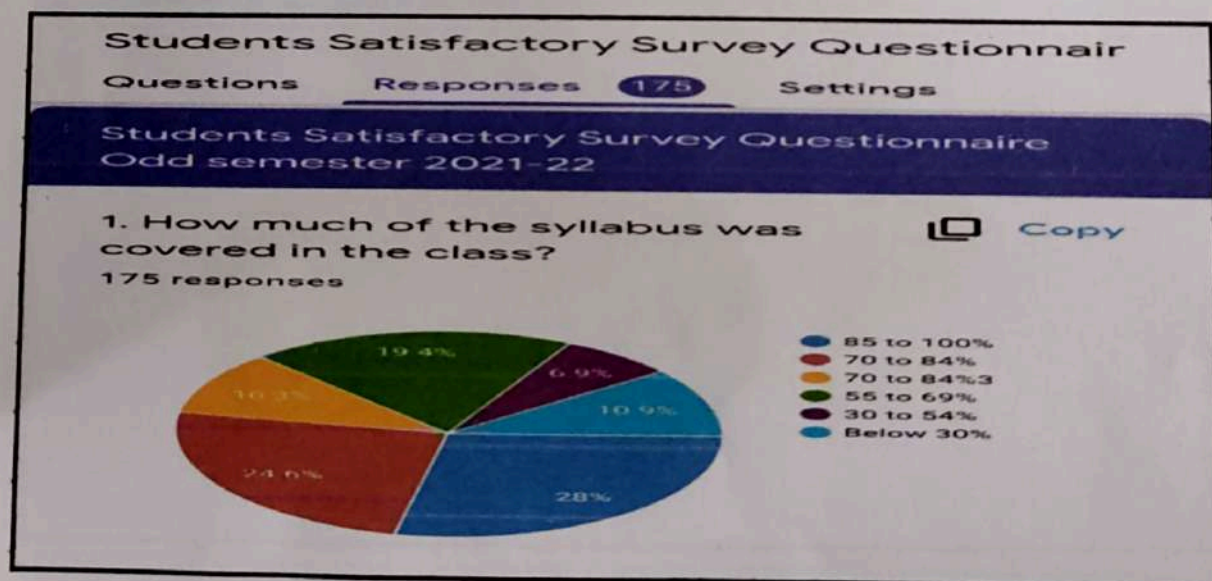
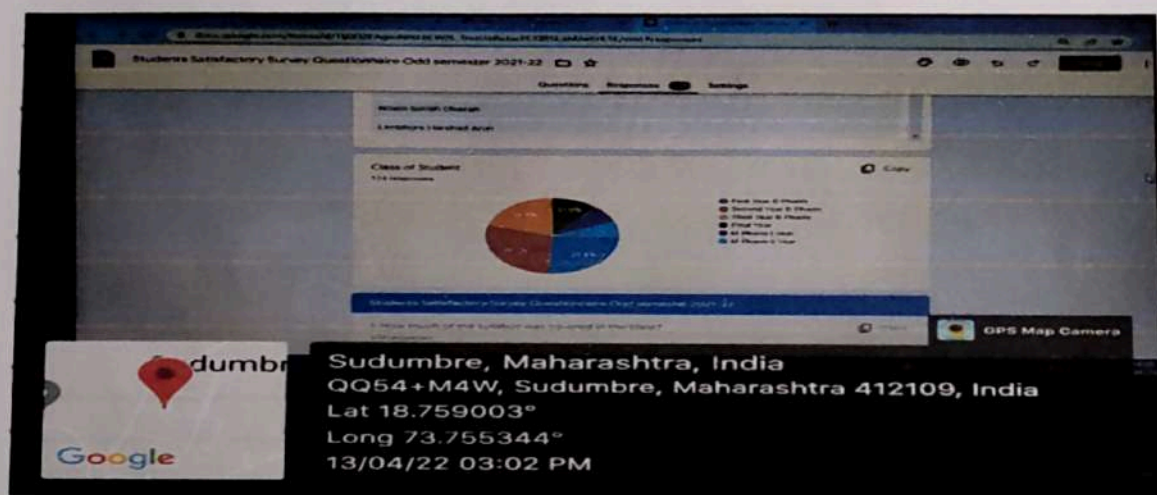


## E. Survey Results





## Classes of students







CAYMET's  
**Siddhant College of Pharmacy**  
Sudumbre, Pune

**STUDENTS SATISFACTION SURVEY REPORT**

**A.Y 2021-22**  
**EVEN SEMESTER**

**Contents:**

- A. Objectives
- B. Survey Methodology
- C. Participants
- D. Students Satisfaction Survey Questionnaire
- E. Survey Results
- F. Finding and Analysis

**A. Objectives**


- To measure the student's level of satisfaction on their experiences
- To identify and address gaps for process improvement

**B. Survey Methodology**

Siddhant college of Pharmacy, sudumbare shall conduct online Student Satisfaction Survey each year. The survey shall cover all active students where they are required to complete the Student Satisfaction Survey form. The completed survey form shall then be submitted to College.

**C. Participants**

194 Students participated in this survey



#### **D. Students Satisfaction Survey Questionnaire**

**1. How much of the syllabus was covered in the class?**

- 4 – 85 to 100%
- 3 – 70 to 84%
- 2 – 55 to 69%
- 1 – 30 to 54%
- 0 – Below 30%

**2. How well did the teachers prepare for the classes?**

- 4 – Thoroughly
- 3 – Satisfactorily
- 2 – Poorly
- 1 – Indifferently
- 0 – Won't teach at all

**3. How well were the teachers able to communicate?**

- 4 – Always effective
- 3 – Sometimes effective
- 2 – Just satisfactorily
- 1 – Generally ineffective
- 0 – Very poor communication

**4. The teacher's approach to teaching can best be described as**


- 4 – Excellent
- 3 – Very good
- 2 – Good
- 1 – Fair
- 0 – Poor

**5. Fairness of the internal evaluation process by the teachers.**

- 4 – Always fair
- 3 – Usually fair
- 2 – Sometimes unfair
- 1 – Usually unfair
- 0 – Unfair

**6. Was your performance in assignments discussed with you?**

- 4 – Every time
- 3 – Usually
- 2 – Occasionally/Sometimes
- 0 – Rarely
- 0 – Never.



**7. The institution provides Hostel, ATM, Canteen and Bus facility to students?**

- 4 – Strongly agree
- 3 – Agree
- 2 – Neutral
- 1 – Disagree
- 0 – Strongly disagree

**8. Teachers inform you about your expected competencies, course outcomes and programme outcomes.**

- 4 – Every time
- 3 – Usually
- 2 – Occasionally/Sometimes
- 1 – Rarely
- 0 – Never

**9. Your mentor does a necessary follow-up with an assigned task to you.**

- 4 – Every time
- 3 – Usually
- 2 – Occasionally/Sometimes
- 1 – Rarely
- 0 – I don't have a mentor

**10. The teachers illustrate the concepts through examples and applications.**

- 4 – Every time
- 3 – Usually
- 2 – Occasionally/Sometimes
- 1 – Rarely
- 0 – Never

**11. The teachers identify your strengths and encourage you with providing right level of challenges.**

- 4 – Fully
- 3 – Reasonably
- 2 – Partially
- 1 – Slightly
- 0 – Unable to identify

**12. The institution makes effort to engage students in the monitoring, review and continuous quality improvement of the teaching learning process .**


- 4 – Strongly agree
- 3 – Agree
- 1 – Neutral
- 1 – Disagree
- 0 – Strongly disagree

**13. The institute/ teachers use student centric methods, such as experiential learning, articipative learning and problem solving methodologies for enhancing learning experiences.**

- 4 – To a great extent
- 3 – Moderate
- 2 – Some what
- 1 – Very little
- 0 – Not at all

**14. Teachers encourage you to participate in extracurricular activities.**

- 4 – Strongly agree
- 3 – Agree
- 2 – Neutral
- 1 – Disagree
- 0 – Strongly disagree





**15. Efforts are made by the institute/ teachers to inculcate soft skills, life skills and employability Skills to make you ready for the world of work.**

- 4 – To a great extent
- 3 – Moderate
- 2 – Some what
- 2 – Very little
- 0 – Not at all

**16. What percentage of teachers use ICT tools such as LCD projector, Multimedia, etc. while teaching.**

- 4 – Above 90%
- 3 – 70 – 89%
- 2 – 50 – 69%
- 1 – 30 – 49%
- 0 – Below 29%

**17. The overall quality of teaching - learning process in your institute is very good.**

- 4 – Strongly agree
- 3 – Agree
- 2 – Neutral
- 1 – Disagree
- 0 – Strongly disagree

**18. The teaching and mentoring process in your institution facilitates you in cognitive, social and emotional growth.**


- 4 – Significantly
- 3 – Very well
- 2 – Moderately
- 1 – Marginally
- 0 – Not at all

**19. The institute takes active interest in promoting internship, student exchange, field visit opportunities for students.**

- 4 – Regularly
- 3 – Often
- 2 – Sometime
- 1 – Rarely
- 0 – Never

**20. Teachers are able to identify your weaknesses and help you to overcome them**


- 4 – Every time
- 3 – Usually
- 2 – Sometime
- 1 – Rarely
- 0 – Never



Link for form filling: <https://forms.gle/en32xVA2fUBfk8U77>

Link for responses


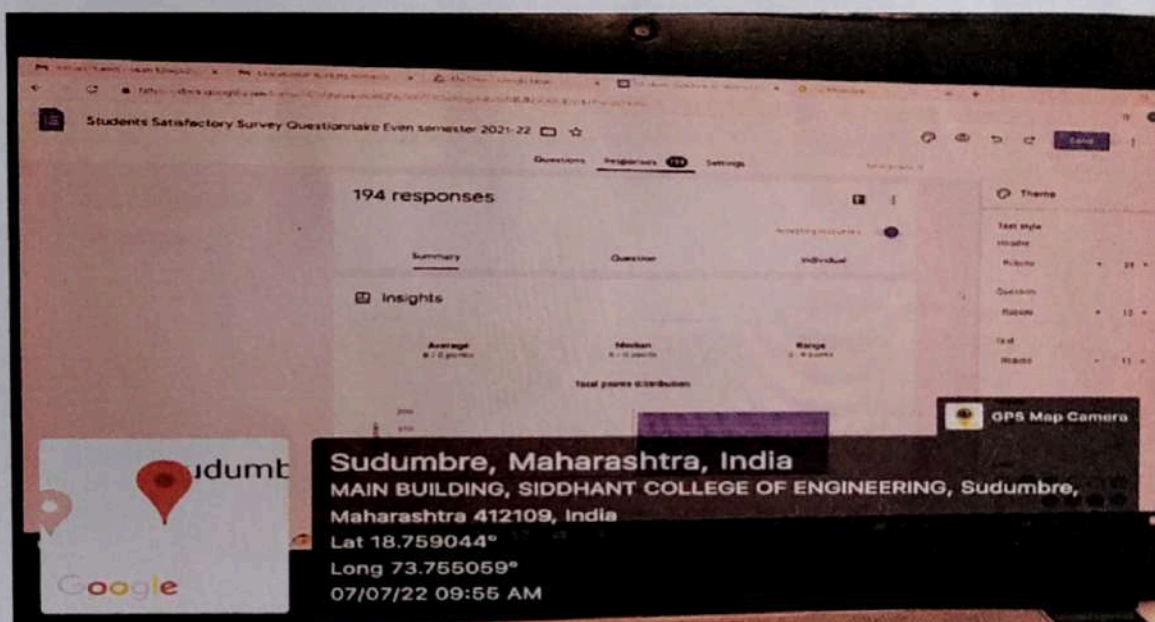
<https://docs.google.com/forms/d/1ANronoBptlQ5lvF0EPDSIxsRhgzIsKvBINfMN5OGcIE/edit#responses>

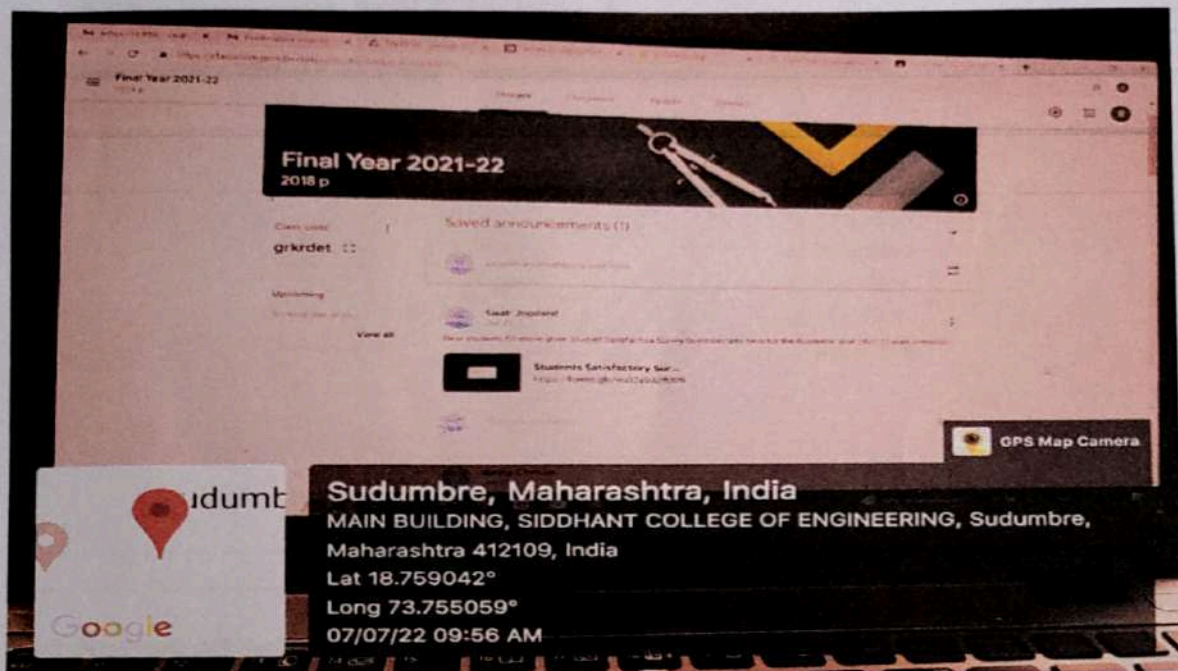




## E. Survey Results

The screenshot shows the Google Forms interface for a survey titled "Students Satisfactory Survey Questionnaire Even semester 2021-22". The form is for A.Y. 2021-22 B.E. Sem and M. Chem. It includes fields for "Email id" and "Name of student", both marked as "Short answer text". A sidebar on the right shows the form structure with sections for "Question", "Header", and "Footer". A "GPS Map Camera" overlay is visible in the bottom right corner, showing a map of Sudumbre, Maharashtra, India, with coordinates Lat 18.759042° and Long 73.755059°, and a timestamp of 07/07/22 10:06 AM.






## Classes of students

### Class of Student

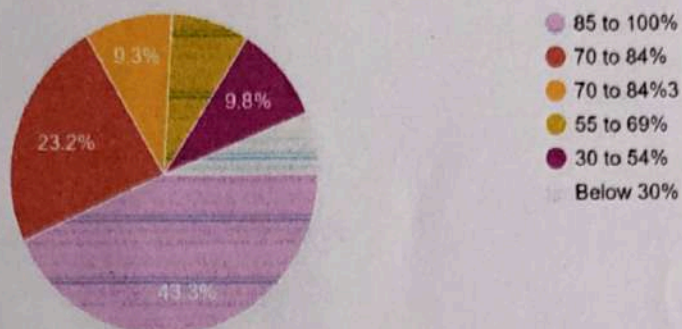
194 responses





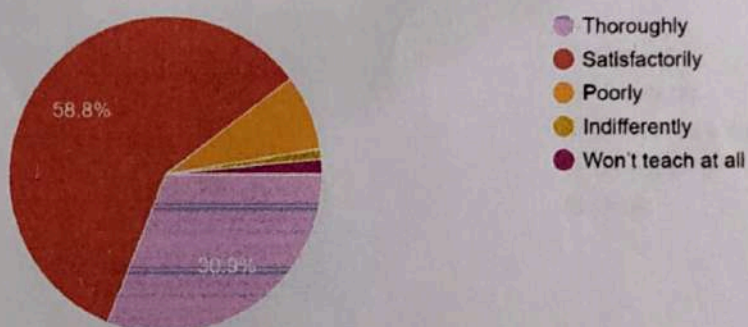
### 1. How much of the syllabus was covered in the class?

194 responses





### 2. How well did the teachers prepare for the classes?

194 responses



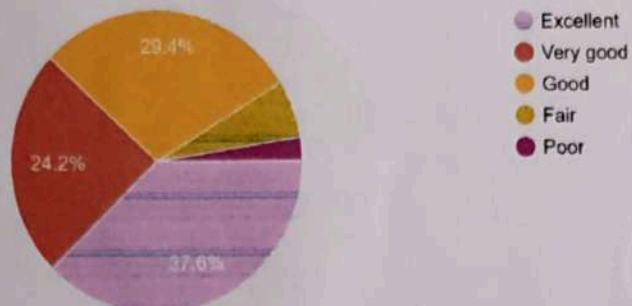
### 3. How well were the teachers able to communicate?

194 responses



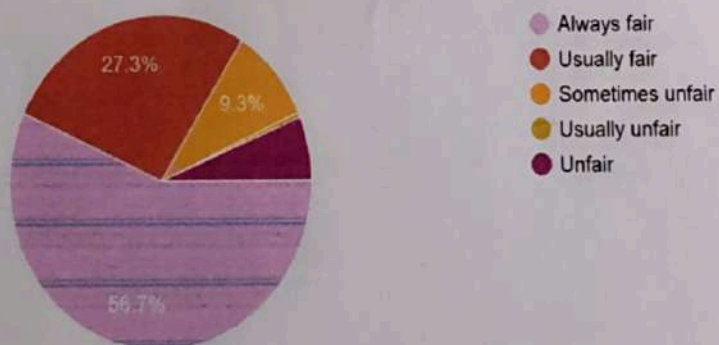
4. The teacher's approach to teaching can best be described as

194 responses



5. Fairness of the internal evaluation process by the teachers.

194 responses



6. Was your performance in assignments discussed with you?

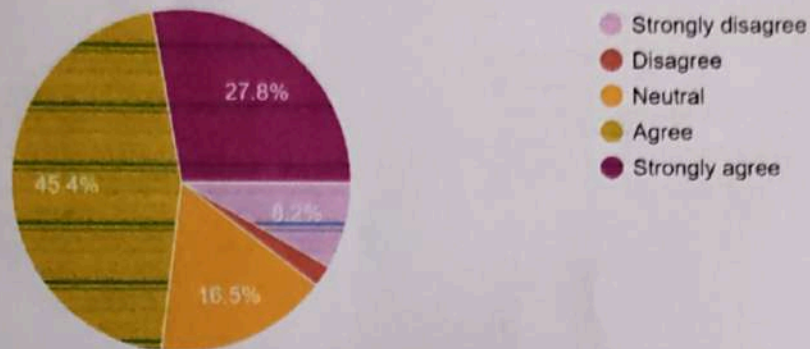
194 responses





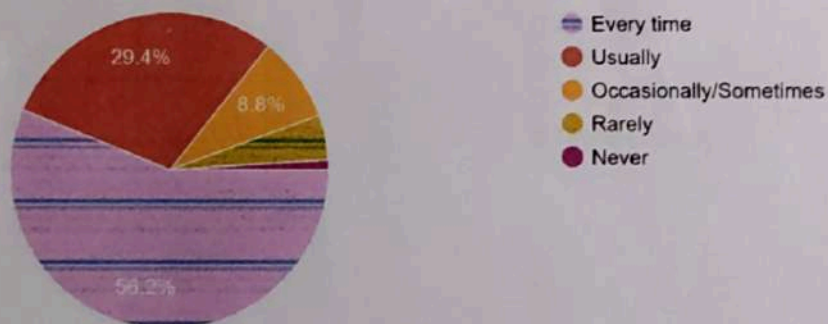
7. The institution provides Hostel, ATM, Canteen and Bus facility to students?

194 responses




8. Teachers inform you about your expected competencies, course outcomes and programme outcomes.

194 responses



9. Your mentor does a necessary follow-up with an assigned task to you.

194 responses



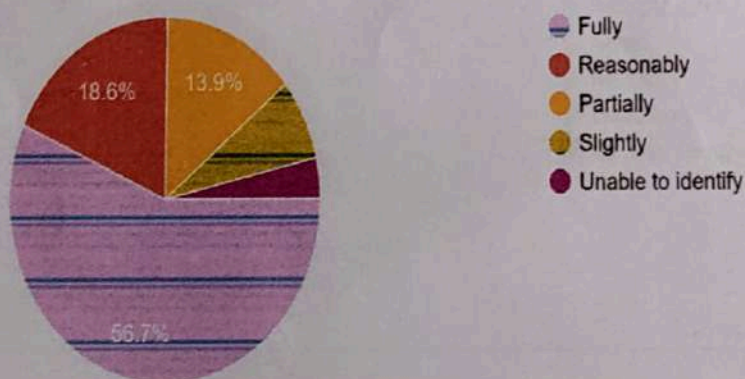
10. The teachers illustrate the concepts through examples and applications

194 responses




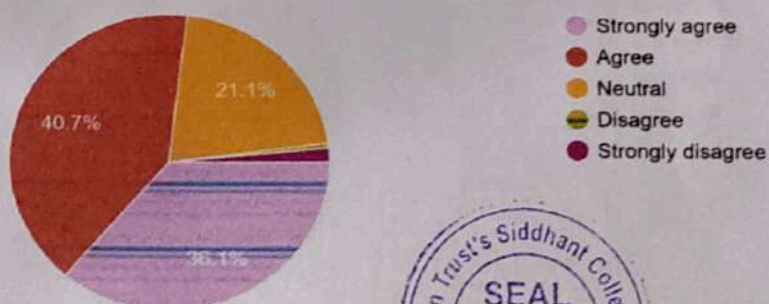
11. The teachers identify your strengths and encourage you with providing right level of challenges.

194 responses



12. The institution makes effort to engage students in the monitoring, review and continuous quality improvement of the teaching learning process .

194 responses



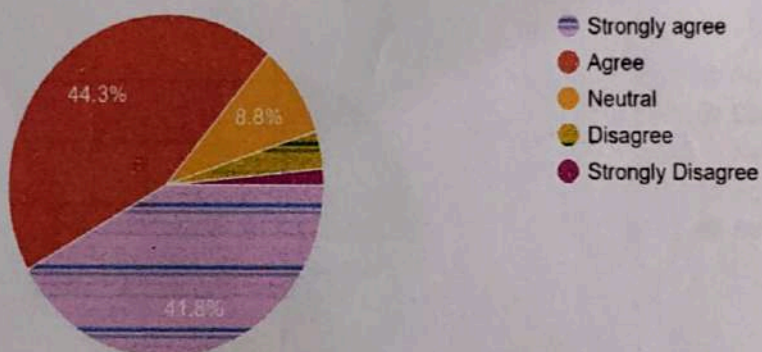


13. The institute/ teachers use student centric methods, such as experiential learning, participative learning and problem solving methodologies for enhancing making activities, chart making activities etc.  
194 responses





14. Teachers encourage you to participate in extracurricular activities.

194 responses



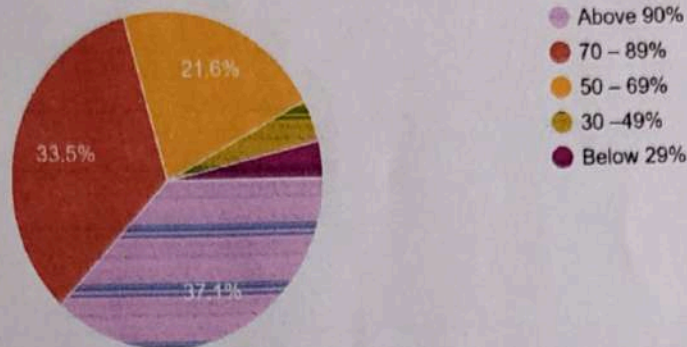
15. Efforts are made by the institute/ teachers to inculcate soft skills, life skills and employability Skills to make you ready for the world of work.

194 responses



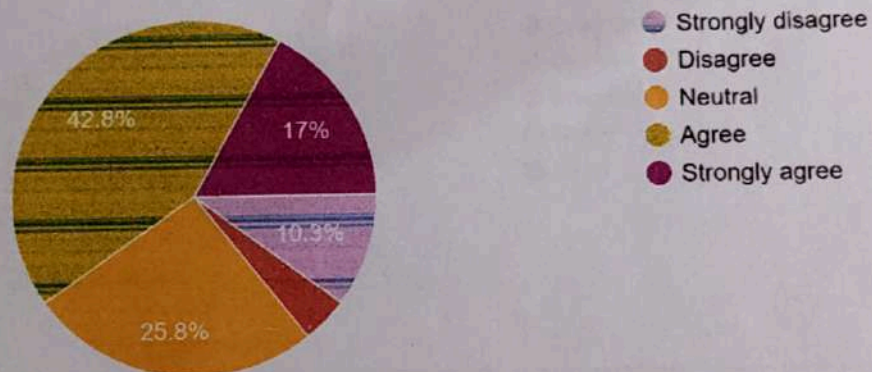
16. What percentage of teachers use ICT tools such as LCD projector, Multimedia, etc. while teaching.

194 responses




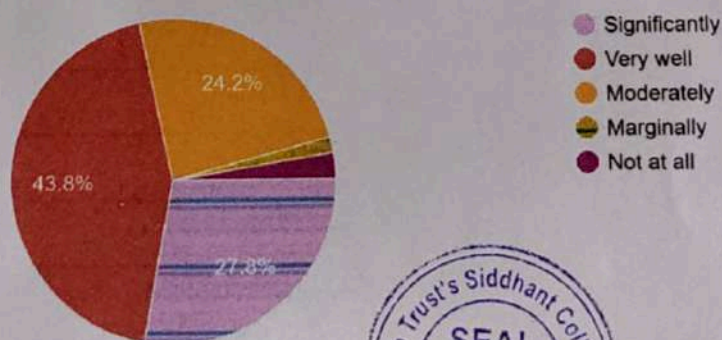
17. The overall quality of teaching - learning process in your institute is very good.

194 responses



18. The teaching and mentoring process in your institution facilitates you in cognitive, social and emotional growth.

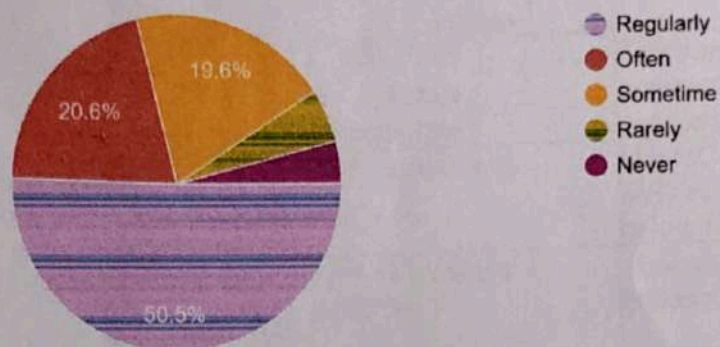
194 responses






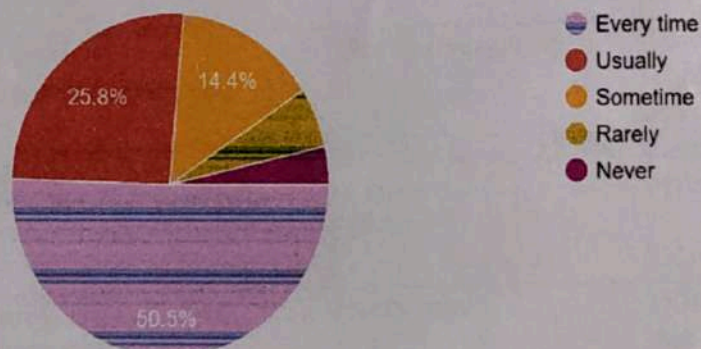
19. The institute takes active interest in promoting internship, student exchange, field visit opportunities for students.

194 responses




20. Teachers are able to identify your weaknesses and help you to overcome them

194 responses



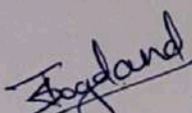
## F. Finding and Analysis

| Sr No | Count/Question No   | Findings and Analysis                   | Action Plan  |
|-------|---|---|--|
| 1     | How much of the syllabus was covered in the class?  | 85-100 % syllabus completed             | Teaching and lesson plans were prepared by staff and conducted sessions  |
| 2     | How well did the teachers prepare for the classes?  | 58 % satisfactory                       | New ICT tools, e-content, MSTeam are being introduced  |
| 3     | How well were the teachers able to communicate?   | 56.7 % (Always effective )              | Training programme will be conducted like FDP for faculty.   |
| 4     | The teacher's approach to teaching can best be described as   | Very Good (24.2%) to Excellent (37.6 %) | More no of faculties will be deputed to FDP, SWAYAM online Courses   |
| 5     | Fairness of the internal evaluation process by the teachers.  | 56.7 % always fair                      | Efforts will be taken further to increase the Transparency by exam department  |
| 6     | Was your performance in assignments discussed with you?   | 59.3 % Every time                       | Teachers will take efforts to discuss regularly and will show best assignments to all students.  |
| 7     | The institution provides Hostel, ATM, Laundry, Canteen and Bus facility to students?  | Strongly agree (27.8%) to agree (45.4%) | Facilities are provided time to time by management   |
| 8     | Teachers inform you about your expected competencies, course outcomes and programme outcomes.   | Every time (56.32%) to Usually (29.4% ) | POs and COs are redefined for B and M Pharm from time to time by staff   |
| 9     | Your mentor does a necessary follow-up with an assigned task to you   | Every time (55.2%) to usually (30.9%)   | No of mentoring sessions are being increased to take follow up   |
| 10    | The teachers illustrate the concepts through examples and applications  | Every time (52.6%) to Usually (33%)     | Use of Computer aided and software Ex pharmacology, Communication skills software-based teaching like ppt, videos, You tube links to be introduced |
| 11    | The teachers identify your strengths and encourage you with providing right level of challenges   | 56.7 % fully agreed                     | More career development programmes to be organized by TPC  |
| 12    | The institution makes effort to engage students in the monitoring, review and continuous quality improvement of the teaching learning process | Agree (40.7%) to strongly agree (36.1%) | Innovative learning experience to students through participative, experimental learning, blended learning i.e. student centric learning            |
| 13    | The institute/ teachers use student   | Moderate (41.8%)                        | Introduction of journal club   |






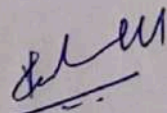
|    |  |  |   |
|----|--|--|---|
|    | centric methods, such as experiential learning, participative learning and problem solving methodologies for enhancing learning experiences        | to A great extent (42.8%)  | activities/Project based and problem based learning, Pharmacy practice projects for B Pharm and M pharm           |
| 14 | Teachers encourage you to participate in extracurricular activities.   | Strongly agree (41.8%) to Agree (44.3%)                                  | Improving participation through counseling in TG and Class teacher meetings                                       |
| 15 | Efforts are made by the institute/ teachers to inculcate soft skills, life skills and employability skills to make you ready for the world of work | Moderate (43.3%) to a great extent (41.2%)                               | Arranging more soft skill development programmes from TISS for students.  |
| 16 | What percentage of teachers use ICT tools such as LCD projector, Multimedia, etc. while teaching   | Above 90 % (37.1%) - 70- 89 % (33.5%)                                    | Apart from ICT tools innovative teaching techniques like blended learning and You tube links are being introduced |
| 17 | The overall quality of teaching - learning process in your institute is very good.   | Strongly agree (17%) to agree (25.8%)                                    | Improving teaching learning methods via MS Team and Vmedulife   |
| 18 | The teaching and mentoring process in your institution facilitates you in cognitive, social and emotional growth.                                  | 43.8% very well to 27.5% significantly promote institute                 | Efforts are being made to sign more number of National and international MOUs by working committees.              |
| 19 | The institute takes active interest in promoting internship, student exchange, field visit opportunities for students                              | 20.6 % often to 50.5 regularly students agreed for regular participation | No of field visits will be improved like Crystal biological solutions.  |
| 20 | Teachers are able to identify your weaknesses and help you to overcome them  | Every time (50.5 % ) to usually (25.8%)                                  | Arranging more soft skill development Programmes via TISS   |

  
Academic In charge

Mrs. Swati Jogdand (B Pharm)  
Ms. Trupti Kajale (M Pharm)

  
IQAC Coordinator

Dr. Swati Deshmukh

  
Principal

Dr. Rahul Dumbre

