CAYMET's

Siddhant College of Pharmacy

Sudumbre, Pune

STUDENTS SATISFACTION SURVEY REPORT

A.Y 2020-21

EVEN SEMESTER

Contents:

A. Objectives

B. Survey Methodology

C. Participants

D. Students Satisfaction Survey Questionnaire

E. Survey Results

F. Finding and Analysis

A. Objectives

- To measure the student's level of satisfaction on their experiences
- To identify and address gaps for process improvement

B. Survey Methodology

Siddhant college of Pharmacy, sudumbare shall conduct online Student Satisfaction Survey each year. T survey shall cover all active students where they are required to complete the Student Satisfaction Surv form. The completed survey form shall then be submitted to College.

C. Participants

Out of 257 active students we invited to participate almost 158 students.

D. Students Satisfaction Survey Questionnaire

1. How much of the syllabus was covered in the class?

4 – 85 to 100%
3 – 70 to 84%
2 – 55 to 69%
1– 30 to 54%
0 – Below 30%

2. How well did the teachers prepare for the classes?
4 – Thoroughly
3 – Satisfactorily
2 – Poorly
1 – Indifferently
0 – Won't teach at all

3. How well were the teachers able to communicate?
4 – Always effective
3 – Sometimes effective
2 – Just satisfactorily
1–Generally ineffective
0– Very poor communication

4. The teacher's approach to teaching can best be described as
4 – Excellent
3 – Very good
2 – Good
1 – Fair
0 – Poor

5. Fairness of the internal evaluation process by the teachers.
4 – Always fair
3 – Usually fair
2 – Sometimes unfair
1 – Usually unfair
0 – Unfair

6. Was your performance in assignments discussed with you?
4 – Every time
3 – Usually
2 – Occasionally/Sometimes
0 – Rarely
0 – Never.

7. The institution provides Hostel, ATM, Canteen and Bus facility to students?

4 –Strongly agree

3 –Agree

2 –Neutral

1 –Disagree

0–Strongly disagree

8. Teachers inform you about your expected competencies, course outcomes andprogramme outcomes.

4 –Every time

3 –Usually

2–Occasionally/Sometimes

1 –Rarely

0–Never

9. Your mentor does a necessary follow-up with an assigned task to you.

4 –Every time

3 –Usually

2 –Occasionally/Sometimes

1 –Rarely

0 –I don't have a mentor

10. The teachers illustrate the concepts through examples andapplications.

4 –Every time

3 –Usually

2 –Occasionally/Sometimes

1–Rarely

0 –Never

11. The teachers identify your strengths and encourage you with providing right levelof challenges.

4 –Fully

3 –Reasonably

2 –Partially

1 –Slightly

0–Unable to identify

12. The institution makes effort to engage students in the monitoring, review and continuous quality improvement of the teaching learning process .

4 – Strongly agree

3 – Agree

1 – Neutral

1 – Disagree

0 – Strongly disagree

13. The institute/ teachers use student centric methods, such as experientiallearning, articipative learning and problem solving methodologies for enhancing learning experiences.

4 –To a great extent

3 –Moderate

2 –Some what

1 –Very little

0 –Not at all

14. Teachers encourage you to participate in extracurricular activities.

4 – Strongly agree

3 – Agree

2 – Neutral

1 – Disagree

0 – Strongly disagree

Link for form filling: https://forms.gle/gsTdpw4sFrw45t3k6

Link for responses
https://docs.google.com/forms/d/1pLycqHAPB8FYXTB9x1u2QRBaCu4vSny7Z35rh80c6YE/edit#responses

E. Survey Results

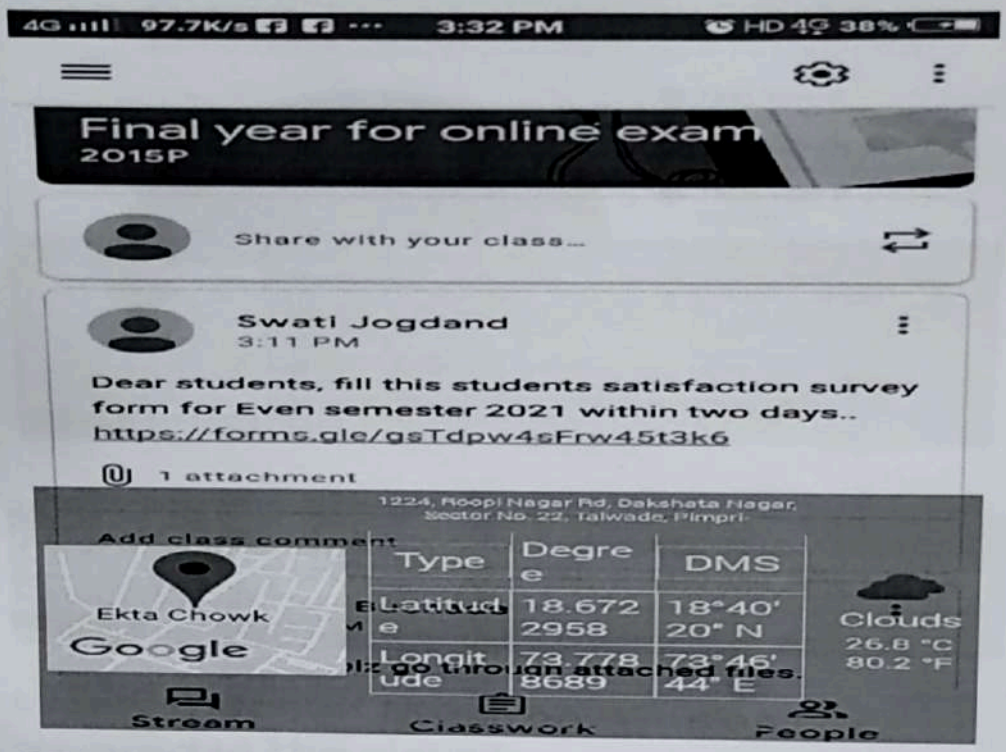

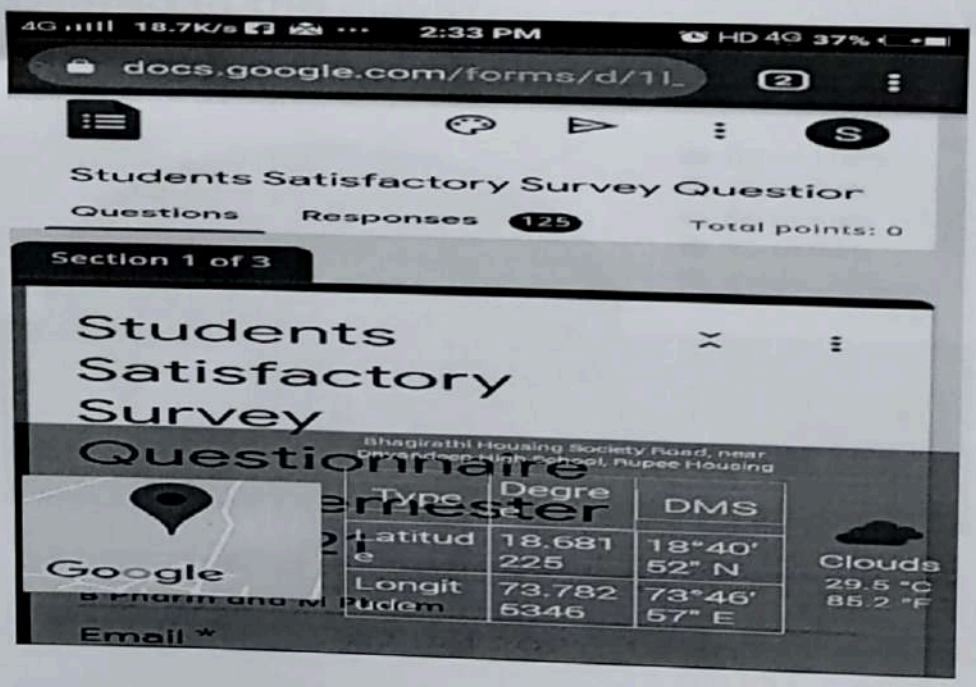

Classes of students

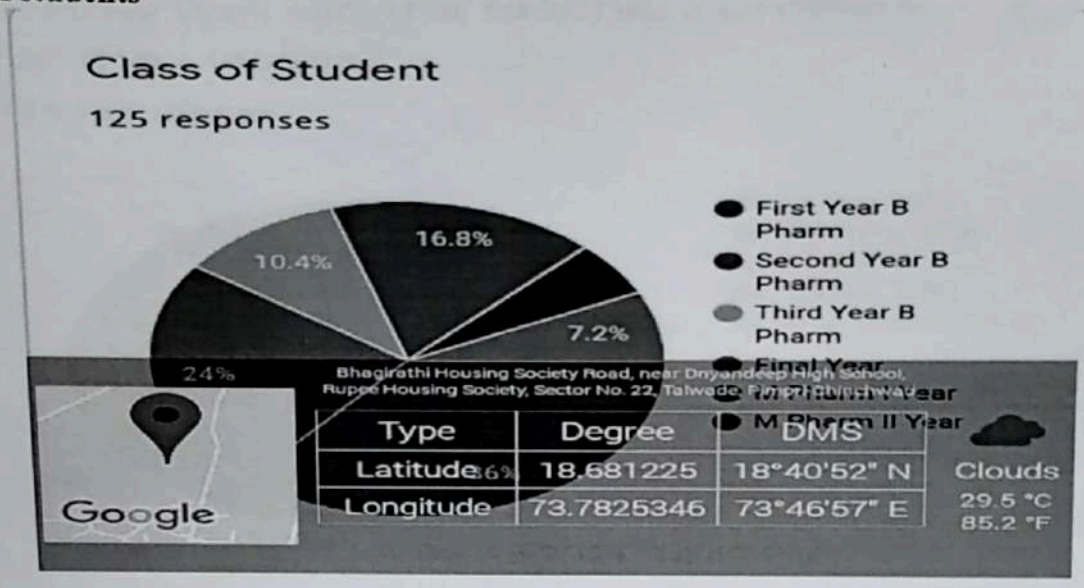

Students Satisfactory Survey Questionnaire

1. How much of the syllabus was covered in the class?

125 responses



2. How well did the teachers prepare for the classes?

125 responses

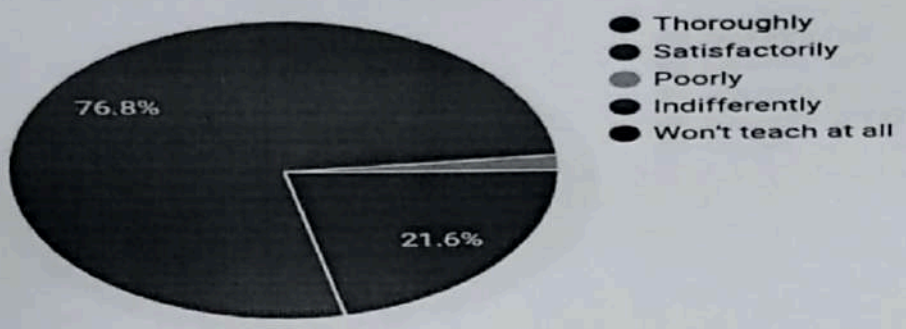

3. How well were the teachers able to communicate?

125 responses

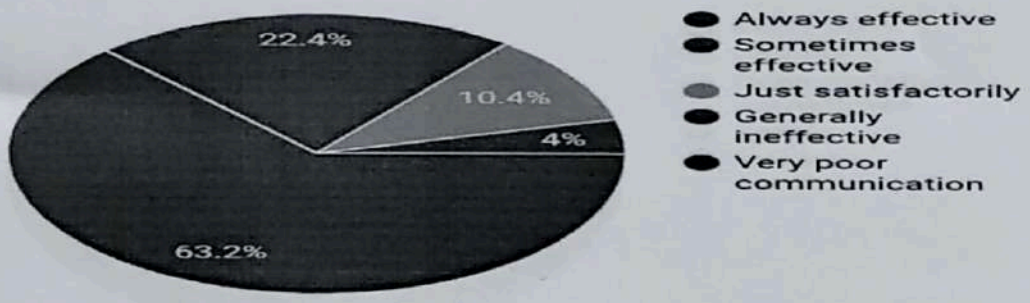

4. The teacher's approach to teaching can best be described as

125 responses

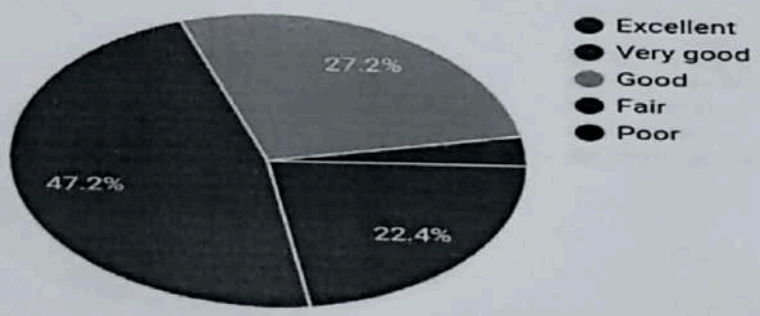

5. Fairness of the internal evaluation process by the teachers.

125 responses

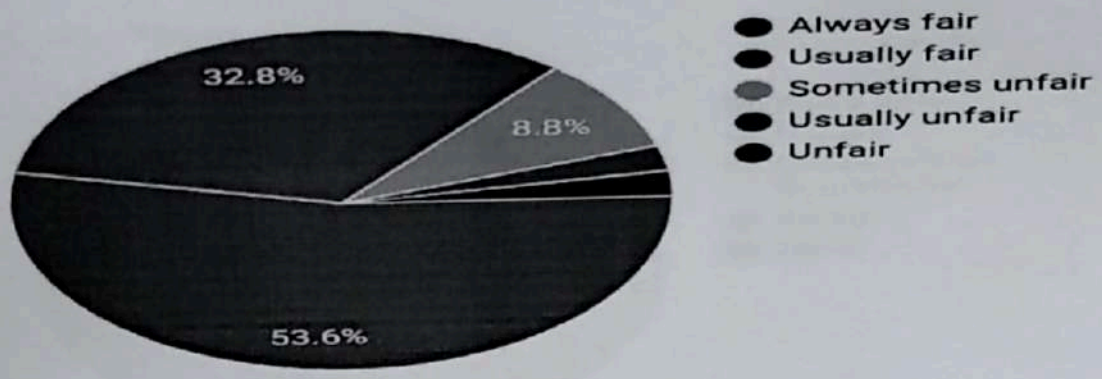

6. Was your performance in assignments discussed with you?

125 responses

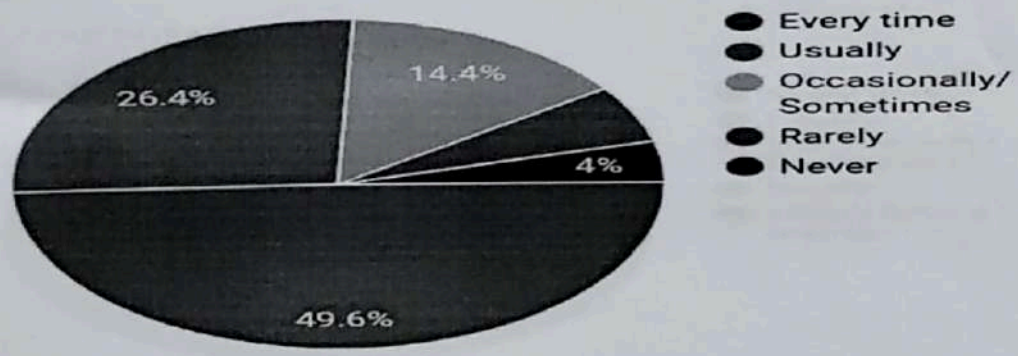

7. The institution provides Hostel, ATM, Canteen and Bus facility to students?

125 responses

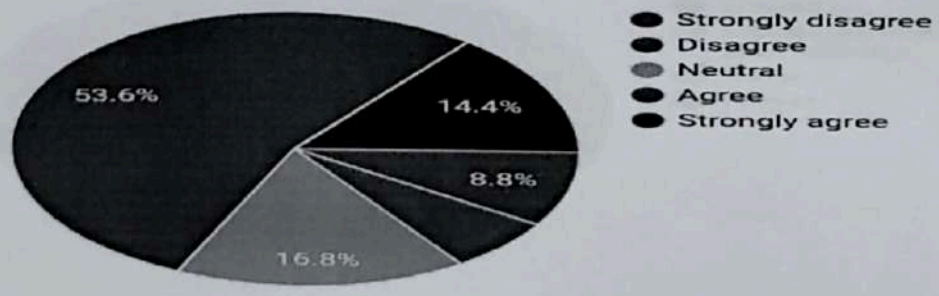

8. Teachers inform you about your expected competencies, course outcomes and programme outcomes.

125 responses

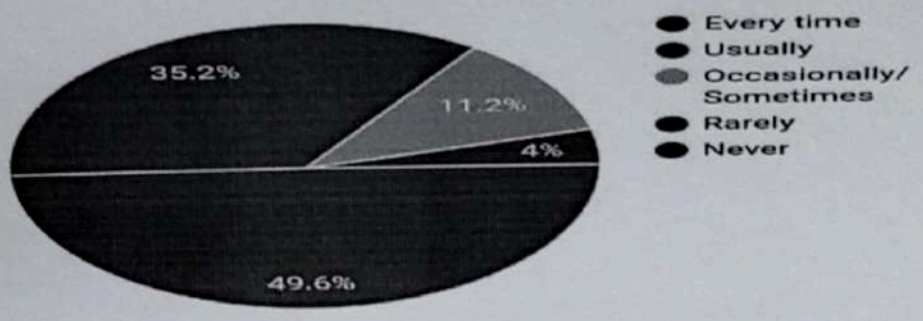

9. Your mentor does a necessary follow-up with an assigned task to you.

125 responses

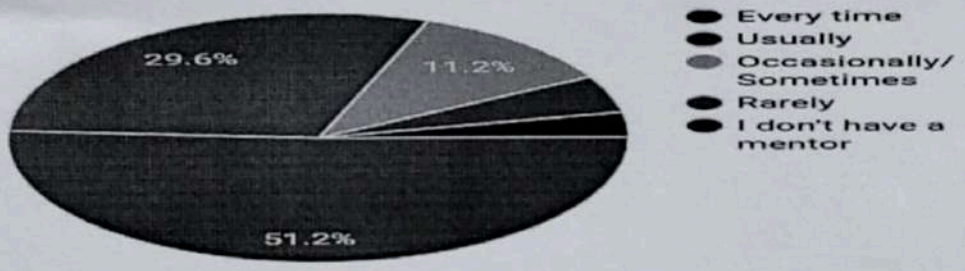

10. The teachers illustrate the concepts through examples and applications.

125 responses

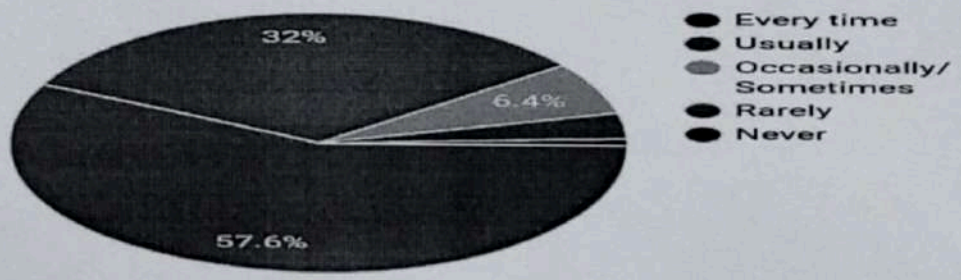

10. The teachers illustrate the concepts through examples and applications.

125 responses

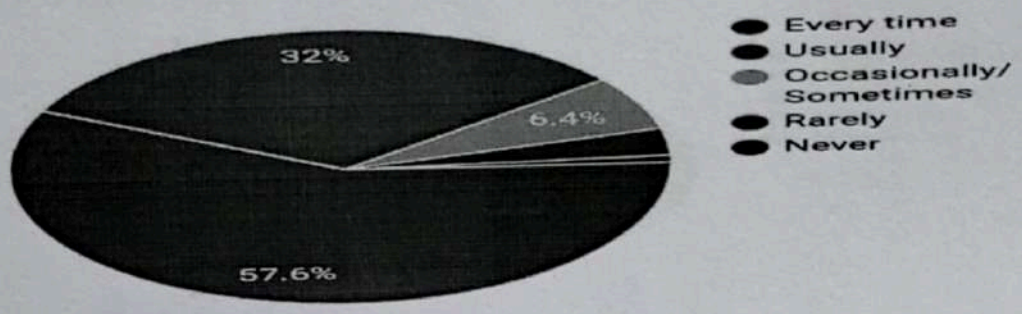

11. The teachers identify your strengths and encourage you with providing right level of challenges.

125 responses

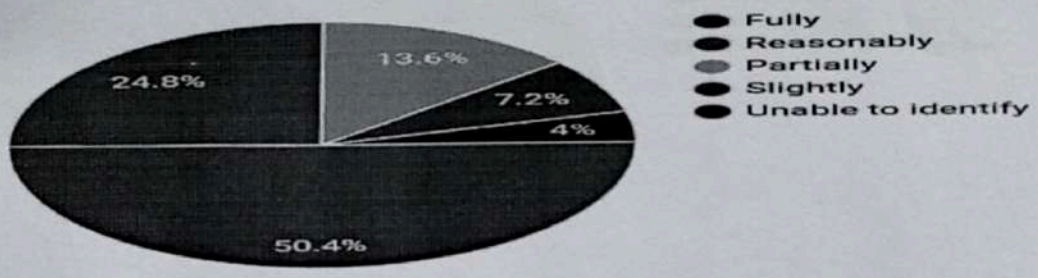

12. The institution makes effort to engage students in the monitoring, review and continuous quality improvement of the teaching learning process .

125 responses

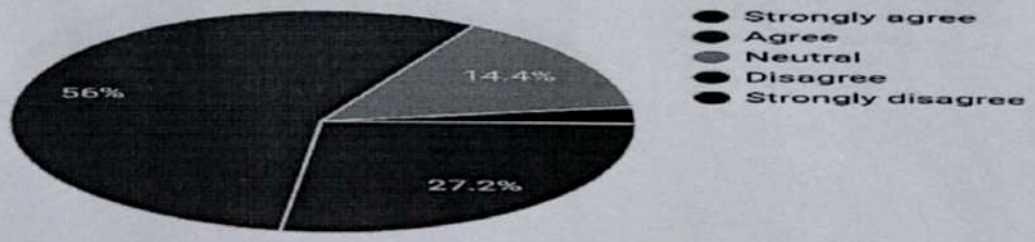

13. The institute/ teachers use student centric methods, such as experiential learning, articipative learning and problem solving methodologies for enhancing learning experiences.

125 responses

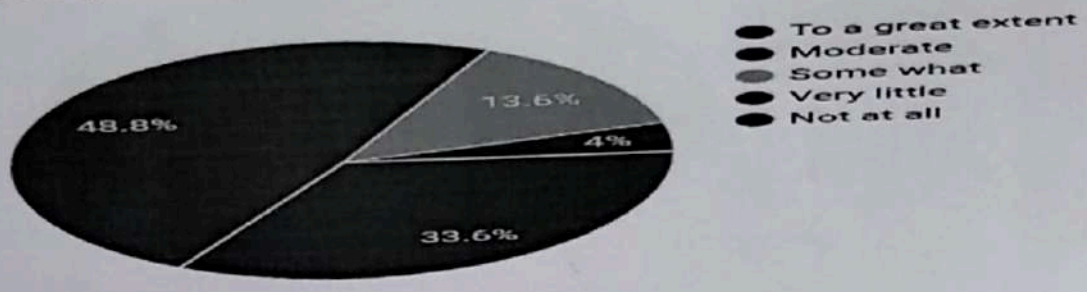

14. Teachers encourage you to participate in extracurricular activities.

125 responses

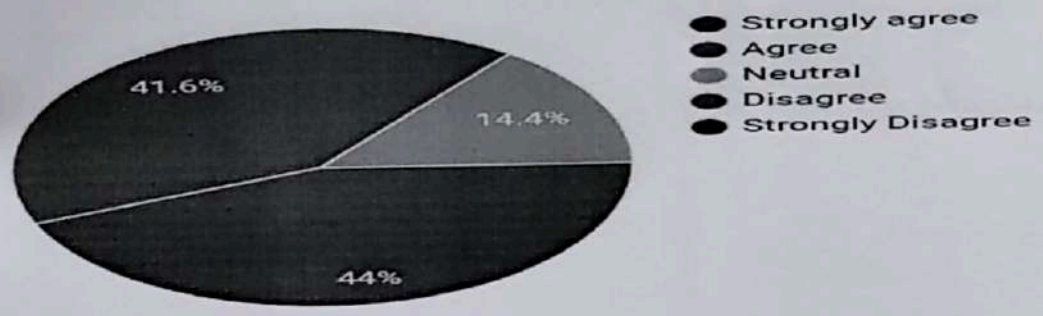

15. Efforts are made by the institute/ teachers to inculcate soft skills, life skills and employability Skills to make you ready for the world of work.

125 responses

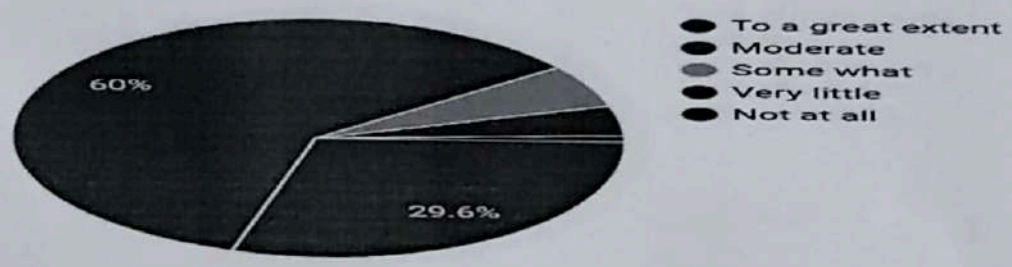

16. What percentage of teachers use ICT tools such as LCD projector, Multimedia, etc. while teaching.

125 responses

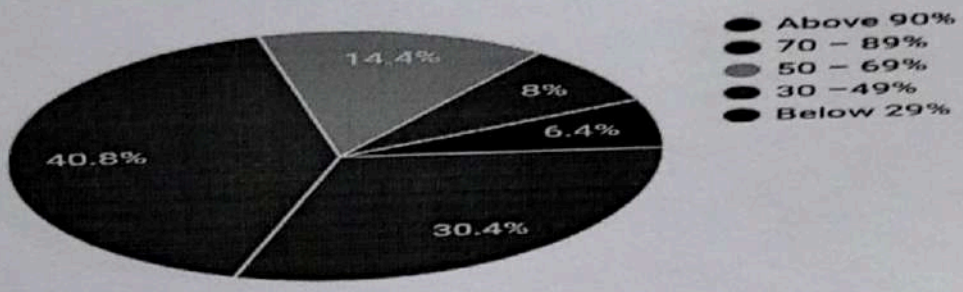

17. The overall quality of teaching – learning process in your institute is very good.

125 responses

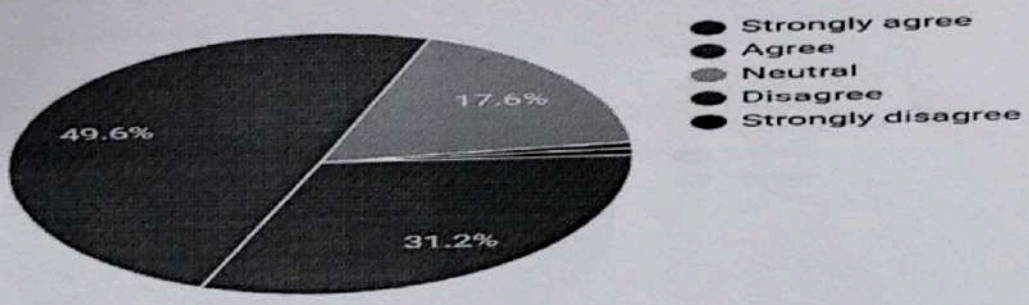

18. The teaching and mentoring process in your institution facilitates you in cognitive, social and emotional growth.

125 responses

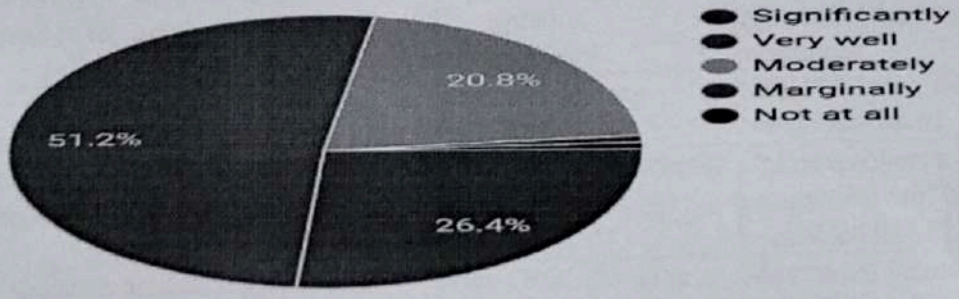

19. The institute takes active interest in promoting internship, student exchange, field visit opportunities for students.

125 responses

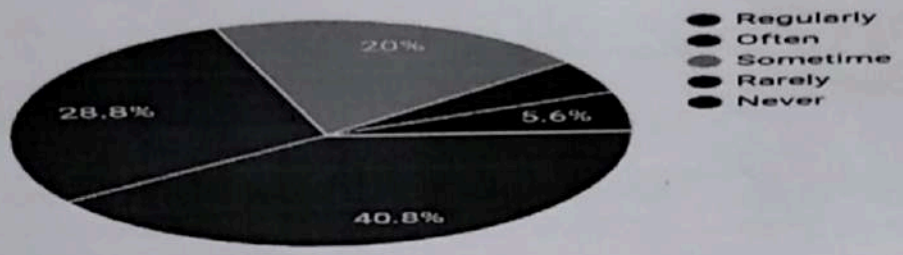

20. Teachers are able to identify your weaknesses and help you to overcome them

125 responses

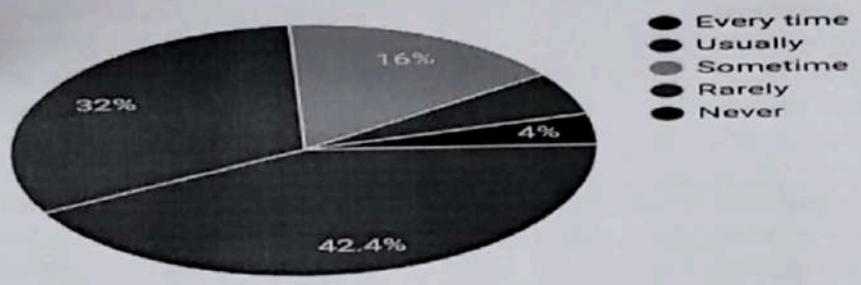

F. Finding and Analysis

Sr No	Count/Question No	Findings and Analysis	Action Plan
1	How much of the syllabus was covered in the class?	70-84 % syllabus completed	Monthly information system for the teachers will be introduced
2	How well did the teachers prepare for the classes?	69 % satisfactory	New ICT tools, e-content are being introduced
3	How well were the teachers able to communicate?	12% - 30% (Sometimes to just satisfactory)	Online teachers training programme will be conducted like FDP
4	The teacher's approach to teaching can best be described as	Very Good (25%) to Excellent (35 %)	More no of faculties will be deputed to online Faculty development Programme

5	Fairness of the internal evaluation process by the teachers.	Usually to Always fair	Efforts will be taken further to increase the Transparency by exam department
6	Was your performance in assignments discussed with you?	Usually discussed	Teachers will take efforts to discuss regularly and will show best assignments to all students.
7	The institution provides Hostel, ATM, Laundry, Canteen and Bus facility to students?	Strongly agree to agree (54%)	Facilities are provided time to time by management
8	Teachers inform you about your expected competencies, course outcomes and programme outcomes.	Every time (53%) to Usually (29%)	POs and COs are redefined from time to time by staff
9	Your mentor does a necessary follow-up with an assigned task to you	Every time to usually	No of mentoring sessions are being increased to take follow up
10	The teachers illustrate the concepts through examples and applications	Every time (54%) to Usually (34%)	Use of Computer aided and software based teaching like ppt, videos to be introduced
11	The teachers identify your strengths and encourage you with providing right level of challenges	53 % fully agreed	More career development programmes to be organized by TPC
12	The institution makes effort to engage students in the monitoring, review and continuous quality improvement of the teaching learning process	Agree (22%) to strongly agree (61%)	Innovative learning experience to students through participative and experimental learning
13	The institute/ teachers use student centric methods, such as experiential learning, participative learning and problem solving methodologies for enhancing learning experiences	Moderate (30%) to A great extent (54%)	Introduction of journal club activities/Project based and problem based learning
14	Teachers encourage you to participate in extracurricular activities.	Strongly agree (55%) to Agree (32%)	Improving participation through counseling in TG meetings.
15	Efforts are made by the institute/ teachers to inculcate soft skills, life skills and employability skills to make you ready for the world of work	Moderate (32%) to a great extent (57%)	Arranging more soft skill development programmes
16	What percentage of teachers use ICT tools such as LCD projector, Multimedia, etc. while teaching	Above 90 % (21%) - 70-89 % (50%)	Apart from ICT tools innovative teaching techniques are being introduced
17	The overall quality of teaching - learning process in your institute is very good.	Strongly agree (17%) to agree (63%)	Improving teaching learning methods
18	The teaching and mentoring process in your institution facilitates you in	47 % students says institute promotes	Efforts are being made to sign more number of National and

	growth.		committees.
19	The institute takes active interest in promoting internship, student exchange, field visit opportunities for students	40.8% students agreed for regular participation	No of field visits will be improved
20	Teachers are able to identify your weaknesses and help you to overcome them	Every time (42.2 %) to usually (32%)	Arranging more soft skill development programmes

Academic In charge

Mrs. Swati Jogdand

IQAC Head

Dr. Swati Deshmukh

Principal

Dr. Rahul Dumbre

Education Trust's Siddhant College of Pharmacy-CAYM
SEAL
Sudumbare
Pune-412109