



CAYMET's

Siddhant College of pharmacy

Sudumbre, Pune

Mrs. Swati Vinod Jogdand
Odd Semester

(Student Satisfaction Questionnaire 2022-23)


Date: 14/7/2023

Members of Committee:

Dr. Swati Vinod Jogdand



Signatures:


Prepared by

(Dr. Swati Jogdand)



Checked by

(Dr. Swati Deshmukh)



IQAC coordinator

(Dr. Swati Deshmukh)



Principal

(Dr. Rahul Dumbre)



CAYMET's
Siddhant College of Pharmacy
Sudumbre, Pune

STUDENTS SATISFACTION SURVEY REPORT

A.Y 2022-23
ODD SEMESTER

Contents:

- A. Objectives
- B. Survey Methodology
- C. Participants
- D. Screenshot of Vmedulife Responses.
- E. Finding and Analysis
- F. Students Satisfaction Survey Questionnaire
- G. Report of Survey Results (Vmedulife)

A. Objectives

- To measure the student's level of satisfaction on their experiences
- To identify and address gaps for process improvement

B. Survey Methodology

Siddhant college of Pharmacy, sudumbare shall conduct online Student Satisfaction Survey each year. The survey shall cover all active students where they are required to complete the Student Satisfaction Survey form. The completed survey form shall then be submitted to College.

C. Participants

307 Students participated in this survey



Feedback Analysis

Feedback History

Feedback Analysis


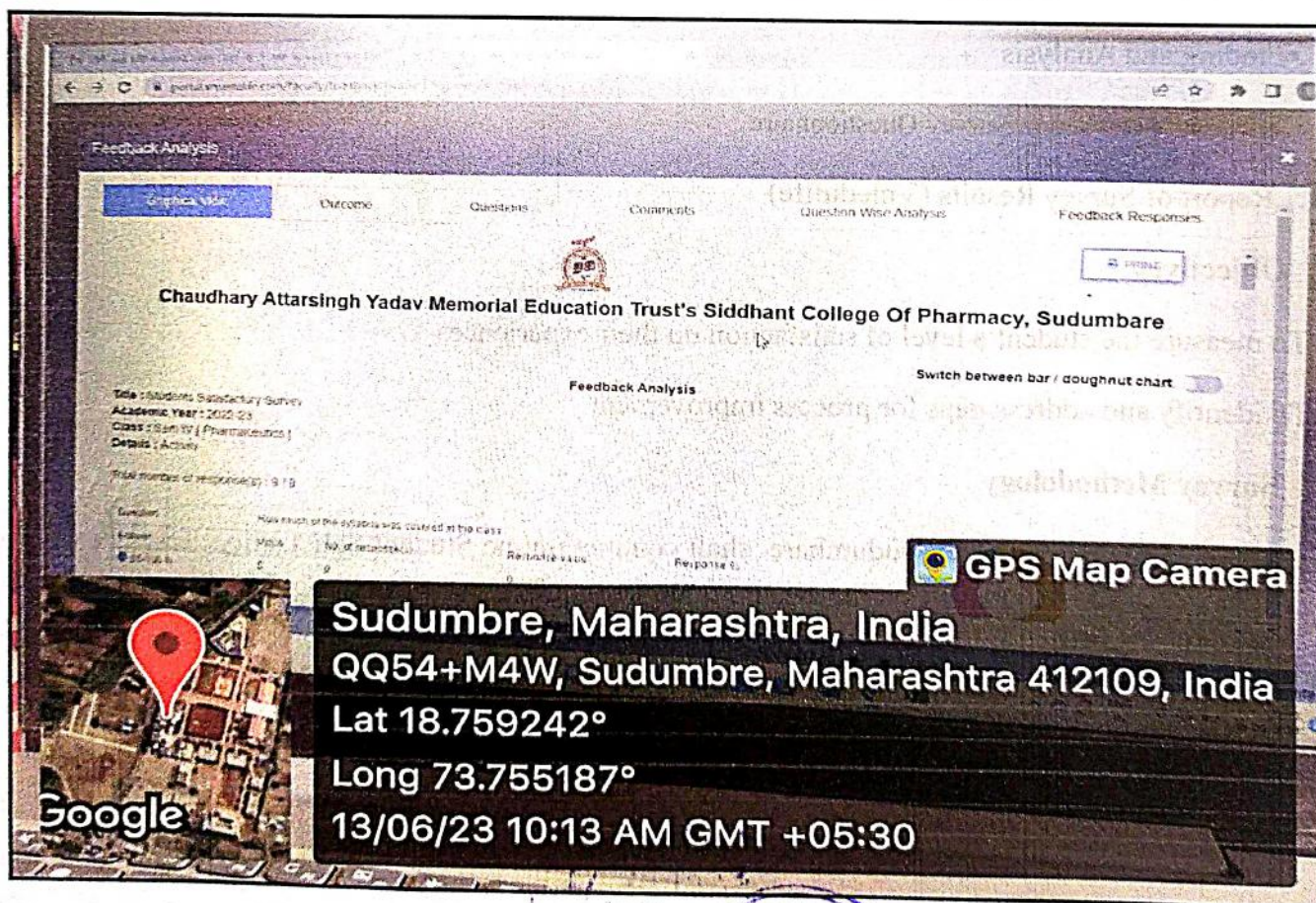
Title : Students Satisfaction Survey
Academic Year : 2022-23
Class : SEM IV (Mathematics)
Details : Activity

Total number of responses: 18 / 8

Question	1	2	3	4	5	6	7	8	9
How much of the syllabus was covered in this class	5	3	1	1	4	4	3	2	
How well did the teachers prepare for the class	1	4	4	4	4	4	4	1	
How well have the teachers been in their class	3	3	1	4	3	3	1	3	
The teachers' approach to teaching can be said to be	1	1	4	1	4	1	3	4	
How much of the syllabus was covered in this class	2	2	2	4	2	2	4	2	


GPS Map Camera

Sudumbre, Maharashtra, India
MAIN BUILDING, SIDDHANT COLLEGE OF ENGINEERING,
Sudumbre, Maharashtra 412109, India
Lat 18.759028°
Long 73.755245°
13/06/23 10:15 AM GMT +05:30



E.Finding and Analysis

Sr No	Count/Question No	Findings and Analysis	Action Plan
1	How much of the syllabus was covered in the class?	(50.49 %) 85-100 % syllabus completed and (27.4) 7-84 % syllabus completed	Teaching and lesson plans were prepared by staff and conducted sessions
2	How well did the teachers prepare for the classes?	57 % satisfactory	New ICT tools, e-content, Vmedulife are being introduced
3	How well were the teachers able to communicate?	45.93 % (Always effective)	Training programme will be conducted like FDP for faculty.
4	The teacher's approach to teaching can best be described as	Very Good (31.92 %) to Excellent (38.92 %)	More no of faculties will be deputed to FDP, SWAYAM online Courses
5	Fairness of the internal evaluation process by the teachers.	56.39 % always fair	Efforts will be taken further to increase the Transparency by exam department
6	Was your performance in assignments discussed with you?	61.56 % Every time	Teachers will take efforts to discuss regularly and will show best assignments to all students.
7	The institution provides Hostel, ATM, Laundry, Canteen and Bus facility to students?	Strongly agree (53.09 %) to agree (28.66%)	Facilities are provided time to time by management
8	Teachers inform you about your expected competencies, course outcomes and programme outcomes.	Every time (58.96 %) to Usually (26.06%)	POs and COs are redefined fro B and M Pharm from time to time by staff
9	Your mentor does a necessary follow-up with an assigned task to you	Every time (62.87%) to usually (24.10%)	No of mentoring sessions are being increased to take follow up
10	The teachers illustrate the concepts through examples and applications	Every time (54.07%) to Usually (29.64%)	Use of Computer aided and software Ex pharmacology, Communication skills software-based teaching like ppt, videos, You tube links to be introduced
11	The teachers identify your strengths and encourage you with providing right level of challenges	59.61 % fully agreed	More career development programmes to be organized by TPC
12	The institution makes effort to engage students in the monitoring, review and continuous quality improvement of the	strongly Agree (49.84%) to agree (36.16%)	Innovative learning experience to students through participative, experimental learning,



	teaching learning process		blended learning i.e. student centric learning
13	The institute/ teachers use student centric methods, such as experiential learning, participative learning and problem solving methodologies for enhancing learning experiences	A great extent (42.67%) to Moderate (38.76%)	Introduction of journal club activities/Project based and problem based learning, Pharmacy practice projects for B Pharm and M pharm
14	Teachers encourage you to participate in extracurricular activities.	Strongly agree (37.13%) to Agree (46.91%)	Improving participation through counseling in TG and Class teacher meetings
15	Efforts are made by the institute/ teachers to inculcate soft skills, life skills and employability skills to make you ready for the world of work	a great extent (59.61%) to Moderate (29.64%)	Arranging more soft skill development programmes from TISS for students.
16	What percentage of teachers use ICT tools such as LCD projector, Multimedia, etc. while teaching	Above 90 % (50.49%) - 70- 89 % (33.88%)	Apart from ICT tools innovative teaching techniques like blended learning and You tube links are being introduced
17	The overall quality of teaching - learning process in your institute is very good.	Strongly agree (37.13%) to agree (44.63%)	Improving teaching learning methods via MS Team and Vmedulife
18	The teaching and mentoring process in your institution facilitates you in cognitive, social and emotional growth.	47.56% very well to 24.10% significantly promote institute	Efforts are being made to sign more number of National and international MOUs by working committees.
19	The institute takes active interest in promoting internship, student exchange, field visit opportunities for students	28.99 % often to 34.20 regularly students agreed for regular participation	No of field visits will be improved like Crystal biological solutions.
20	Teachers are able to identify your weaknesses and help you to overcome them	Every time (32.57 %) to usually (32.90%)	Arranging more soft skill development Programmes via TISS

Academic In charge

Dr. Swati Jogdand (B Pharm)
Ms. Trupti Kajale (M Pharm)

IQAC Coordinator

Dr. Swati Deshmukh

Principal

Dr. Rahul Dumbre





Chaudhary Attarsingh Yadav Memorial Education Trust's Siddhant College Of Pharmacy, Sudumbaro

Combined Feedback Analysis

Academic Year : 2022-23

This report consists of following activities :

Title : students satisfactory survey (Attended By : Sem I, Sem III)

Title : Students satisfactory Survey (Attended By : Sem I, Sem III, DSY Sem III)

Title : Students Satisfactory Survey (Attended By : Sem VII, sem I, sem V)

Total number of response(s) : 307

Question	How much of the syllabus was covered in the class			
Answer	Value	No. of response(s)	Response value	Response %
85-100 %	5	155	775	50.49
70-84 %	4	83	332	27.04
55-69 %	3	56	168	18.24
30-54 %	2	5	10	1.63
below 30 %	1	8	8	2.61
Performance				84.23



Question	How well did the teachers prepare for the class			
Answer	Value	No. of response(s)	Response value	Response %
Thoroughly	5	95	475	30.94
Satisfactorily	4	175	700	57.00
poorly	3	27	81	8.79
Indifferently	2	10	20	3.26
Performance				83.13



Question	How well were the teachers able to communicate			
Answer	Value	No. of response(s)	Response value	Response %
Always effective	5	141	705	45.93
Sometime effective	4	86	344	28.01
Just Satisfactorily	3	70	210	22.80
Generally Ineffective	2	5	10	1.63
very poor communication	1	5	5	1.63
Performance				83.00



Question	The teacher's approach to teaching can best be described as			
Answer	Value	No. of response(s)	Response value	Response %
Excellent	5	117	585	38.11
very good	4	98	392	31.92
good	3	75	225	24.43
faire	2	13	26	4.23
poor	1	4	4	1.30
Performance				80.26



Question	Fairness of the Internal evaluation process by the teachers			
Answer	Value	No. of response(s)	Response value	Response %
Always Fair	5	173	865	58.35
Usually fair	4	79	316	25.73
Sometimes unfair	3	29	87	9.45
Usually unfair	2	22	44	7.17
unfair	1	4	4	1.30
Performance				85.73



Question	Was your performance in assignments discussed with you ?			
Answer	Value	No. of response(s)	Response value	Response %
Every time	5	189	945	61.56
Usually	4	64	256	20.85
Occasionally/Sometimes	3	31	93	10.10
Rarely	2	15	30	4.89
Never	1	8	8	2.61
Performance				86.78



Question	The institution provides Hostel,ATM,Canteen, and Bus facility to students ?			
Answer	Value	No. of response(s)	Response value	Response %
Strongly agree	5	163	815	53.09
Agree	4	88	352	28.66
Neutral	3	48	144	15.64
Disagree	2	6	12	1.95
strongly Disagree	1	2	2	0.65
Performance				86.32



Question	Teachers inform your about your expected competencies,Course outcomes and programme outcome			
Answer	Value	No. of response(s)	Response value	Response %
Every Time	5	181	905	58.96
Usually	4	80	320	26.06
Occasionally / Sometimes	3	29	87	9.45
Rarely	2	12	24	3.91
Never	1	5	5	1.63
Performance				87.36



Question	Your mentor does a necessary follow-up with an assigned task to you			
Answer	Value	No. of response(s)	Response value	Response %
Every time	5	193	965	62.87
Usually	4	74	296	24.10
Occasionally / Sometime	3	26	78	8.47
Rarely	2	14	28	4.56
Performance				89.06



Question	The teachers illustrate the concepts through examples and applications			
Answer	Value	No. of response(s)	Response value	Response %
Every time	5	166	830	54.07
Usually	4	91	364	29.64
Occasionally/ Sometimes	3	24	72	7.82
Rarely	2	24	48	7.82
Never	1	2	2	0.65
Performance				85.73



Question	The teachers identify your strengths and encourage you with providing the right level of challenges			
Answer	Value	No. of response(s)	Response value	Response %
Fully	5	183	915	59.61
Reasonably	4	70	280	22.80
Partially	3	40	120	13.03
Slightly	2	12	24	3.91
Unable to identify	1	2	2	0.65
Performance				87.36



Question	The institution makes effort to engage students in monitoring, review, and continuous quality improvement of the teaching-learning process			
Answer	Value	No. of response(s)	Response value	Response %
Strongly agree	5	153	765	49.84
Agree	4	111	444	36.16
Neutral	3	35	105	11.40
Disagree	2	7	14	2.28
Strongly disagree	1	1	1	0.33
Performance				86.58

Question	The Institute/teachers use student-centric method, such as experiential learning, participative learning and problem-solving methodologies for enhancing learning experiences.			
Answer	Value	No. of response(s)	Response value	Response %
To a great extent	5	131	655	42.67
Moderate	4	119	476	38.76
Some what	3	28	84	9.12
Very little	2	13	26	4.23
Not at all	1	16	16	5.21
Performance				81.89

Question	Teachers encourage you to participate in extracurricular activities			
Answer	Value	No. of response(s)	Response value	Response %
Strongly agree	5	114	570	37.13
Agree	4	144	576	46.91
Neutral	3	36	108	11.73
Disagree	2	10	20	3.26
Strongly disagree	1	3	3	0.98
Performance				83.19

Question	Efforts are made by the institute / teachers to evaluate soft skills, life skills, and employability skill to make you ready for the world of work.			
Answer	Value	No. of response(s)	Response value	Response %
To a great extent	5	183	915	59.61
Moderate	4	91	364	29.64
Some what	3	21	63	6.84
Very little	2	9	18	2.93
Not at all	1	3	3	0.98
Performance				88.79

Question	What percentage of teachers use ICT tools such as LCD projector, Multimedia etc. while teaching			
Answer	Value	No. of response(s)	Response value	Response %
Above 90 %	5	155	775	50.49
70-89 %	4	104	416	33.88
50-69 %	3	34	102	11.07
30-49 %	2	7	14	2.28
Below 29 %	1	7	7	2.28
Performance				85.60

Question	The overall quality of teaching-learning process in your institute is very good			
Answer	Value	No. of response(s)	Response value	Response %
Strongly agree	5	114	570	37.13
Agree	4	137	548	44.63
Neutral	3	47	141	15.31
Disagree	2	6	12	1.95
Strongly Disagree	1	3	3	0.98
Performance				83.00



Question	The teaching and mentoring process in your institution facilitates you in cognitive, social and emotional growth.			
Answer	Value	No. of response(s)	Response value	Response %
Significantly	5	74	370	24.10





CAYMET's

Siddhant College of pharmacy

Sudumbre, Pune

Dr. Swati Vinod Jogdand
Even semester

(Student Satisfaction Questionnaire 2022-23)

Date: 14/7/2023

Members of Committee:

Dr. Swati Vinod Jogdand



Signatures:

Prepared by
(Dr. Swati Jogdand)

Checked by
(Dr. Swati Deshmukh)

IQAC coordinator
(Dr. Swati Deshmukh)

Principal
(Dr. Rahul Dumbre)



CAYMET's
Siddhant College of Pharmacy
Sudumbre, Pune

STUDENTS SATISFACTION SURVEY REPORT

A.Y 2022-23
EVEN SEMESTER

Contents:

- A. Objectives
- B. Survey Methodology
- C. Participants
- D. Screenshot of Vmedulife Responses.
- E. Finding and Analysis
- F. Students Satisfaction Survey Questionnaire
- G. Report of Survey Results (Vmedulife)

A. Objectives

- To measure the student's level of satisfaction on their experiences
- To identify and address gaps for process improvement

B. Survey Methodology

Siddhant college of Pharmacy, sudumbare shall conduct online Student Satisfaction Survey each year. The survey shall cover all active students where they are required to complete the Student Satisfaction Survey form. The completed survey form shall then be submitted to College.

C. Participants

398 Students participated in this survey



D. Screenshot of Vmedulife Responses :

Feedback Analysis

Diagrams View Outcome Questions Comments Feedback Responses

Title : Students Satisfaction Survey
Academic Year : 2022-23
Class : Sem IV [Pharmaceutics]
Details : Activity

Total number of responses: 9 / 9

Questions

Question	1	2	3	4	5	6	7	8	9
How much of the syllabus was covered in the class	3	3	4	1	4	4	1	3	2
How well did the teachers prepare for the class	4	4	4	4	4	4	4	4	4
How well were the teachers able to communicate	3	3	3	3	4	3	2	4	3
The teachers approach to teaching can be the standard as	4	4	4	4	3	4	4	3	4
Teachers of the external evaluation process by the feedback	2	2	2	2	4	2	2	4	2

GPS Map Camera

Sudumbre, Maharashtra, India
MAIN BUILDING, SIDDHANT COLLEGE OF ENGINEERING,
Sudumbre, Maharashtra 412109, India
Lat 18.759028°
Long 73.755245°
13/06/23 10:15 AM GMT +05:30

Feedback Analysis

Diagrams View Outcome Questions Comments Question Wise Analysis Feedback Responses

Chaudhary Attarsingh Yadav Memorial Education Trust's Siddhant College Of Pharmacy, Sudumbare

Title : Students Satisfaction Survey
Academic Year : 2022-23
Class : Sem IV [Pharmaceutics]
Details : Activity

Total number of responses: 9 / 9

Questions

How much of the syllabus was covered in the class

How well did the teachers prepare for the class

How well were the teachers able to communicate

The teachers approach to teaching can be the standard as

Teachers of the external evaluation process by the feedback


GPS Map Camera

Sudumbre, Maharashtra, India
QQ54+M4W, Sudumbre, Maharashtra 412109, India
Lat 18.759242°
Long 73.755187°
13/06/23 10:13 AM GMT +05:30



E.Finding and Analysis

Sr No	Count/Question No	Findings and Analysis	Action Plan
1	How much of the syllabus was covered in the class?	89.70 % says 85-100 % syllabus completed	Teaching and lesson plans were prepared by staff and conducted sessions
2	How well did the teachers prepare for the classes?	86.68 % satisfactory	New ICT tools, e-content, Vmedulife are being introduced
3	How well were the teachers able to communicate?	85.93 % (Always effective)	Training programme will be conducted like FDP for faculty.
4	The teacher's approach to teaching can best be described as	Very Good (88.94%)	More no of faculties will be deputed to FDP, SWAYAM online Courses
5	Fairness of the internal evaluation process by the teachers.	94.72 % always fair	Efforts will be taken further to increase the Transparency by exam department
6	Was your performance in assignments discussed with you?	94.72 % Every time	Teachers will take efforts to discuss regularly and will show best assignments to all students.
7	The institution provides Hostel, ATM, Laundry, Canteen and Bus facility to students?	91.71 % Strongly agree	Facilities are provided time to time by management
8	Teachers inform you about your expected competencies, course outcomes and programme outcomes	Every time (94.72 %)	POs and COs are redefined for B and M Pharm from time to time by staff
9	Your mentor does a necessary follow-up with an assigned task to you	Every time 97.24 %	No of mentoring sessions are being increased to take follow up
10	The teachers illustrate the concepts through examples and applications	Every time 91.71 %	Use of Computer aided and software Ex pharmacology, Communication skills software-based teaching like ppt, videos, You tube links to be introduced
11	The teachers identify your strengths and encourage you with providing right level of challenges	96.73 % fully agreed	More career development programmes to be organized by TPC
12	The institution makes effort to engage students in the monitoring, review and continuous quality improvement of the teaching learning process	Strongly Agree (91.21 %)	Innovative learning experience to students through participative, experimental learning, blended learning i.e. student centric learning



13	The institute/ teachers use student centric methods, such as experiential learning, participative learning and problem solving methodologies for enhancing learning experiences	A great extent (87.19 %)	Introduction of journal club activities/Project based and problem based learning, Pharmacy practice projects for B Pharm and M pharm
14	Teachers encourage you to participate in extracurricular activities.	Strongly agree 83.17 %	Improving participation through counseling in TG and Class teacher meetings
15	Efforts are made by the institute/ teachers to inculcate soft skills, life skills and employability skills to make you ready for the world of work	to a great extent (98.24 %)	Arranging more soft skill development programmes from TISS for students.
16	What percentage of teachers use ICT tools such as LCD projector, Multimedia, etc. while teaching	Above 90 % (98.24 %)	Apart from ICT tools innovative teaching techniques like blended learning and You tube links are being introduced
17	The overall quality of teaching - learning process in your institute is very good.	Strongly agree (87.44%)	Improving teaching learning methods via Vmedulife
18	The teaching and mentoring process in your institution facilitates you in cognitive, social and emotional growth.	significantly promote institute 80.65 %	Efforts are being made to sign more number of National and international MOUs by working committees.
19	The institute takes active interest in promoting internship, student exchange, field visit opportunities for students	80.65 % regularly students agreed for regular participation	No of field visits will be improved like Crystal biological solutions.
20	Teachers are able to identify your weaknesses and help you to overcome them	Every time (80.65 %)	Arranging more soft skill development Programmes via TISS,Clinical Trial Course

Academic In charge

Dr. Swati Jogdand (B Pharm)

Ms. Trupti Kajale (M Pharm)

IQAC Coordinator

Dr. Swati Deshmukh

Principal

Dr. Rahul Dumbre





Chaudhary Attarsingh Yadav Memorial Education Trust's Siddhant College Of Pharmacy, Sudumbare

Combined Feedback Analysis

Academic Year : 2022-23

This report consists of following activities :

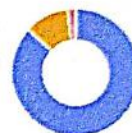
Title : Students Satisfactory Survey (Attended By : Sem VI, Sem IV, Sem II, Sem VIII)

Total number of response(s) : 398

Question	How much of the syllabus was covered in the class			
Answer	Value	No. of response(s)	Response value	Response %
85-100 %	5	357	1785	89.70
70-84 %	4	20	80	5.03
55-69 %	3	21	63	5.28
30-54 %	2	0	0	0.00
below 30 %	1	0	0	0.00
Performance				96.88



Question	How well did the teachers prepare for the class			
Answer	Value	No. of response(s)	Response value	Response %
Thoroughly	5	345	1725	88.68
Satisfactorily	4	45	180	11.31
poorly	3	8	24	2.01
Indifferently	2	0	0	0.00
Performance				96.93



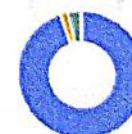
Question	How well were the teachers able to communicate			
Answer	Value	No. of response(s)	Response value	Response %
Always effective	5	342	1710	85.93
Sometime effective	4	19	76	4.77
Just Satisfactorily	3	37	111	9.30
Generally ineffective	2	0	0	0.00
very poor communication	1	0	0	0.00
Performance				95.33



Question	The teacher's approach to teaching can best be described as			
Answer	Value	No. of response(s)	Response value	Response %
Excellent	5	354	1770	88.94
very good	4	33	132	8.29
good	3	11	33	2.76
faire	2	0	0	0.00
poor	1	0	0	0.00
Performance				97.24



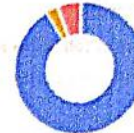
Question	Fairness of the Internal evaluation process by the teachers			
Answer	Value	No. of response(s)	Response value	Response %
Always Fair	5	377	1885	94.72
Usually fair	4	8	32	2.01
Sometimes unfair	3	0	0	0.00
Usually unfair	2	13	26	3.27
unfair	1	0	0	0.00
Performance				97.64



Question		Was your performance in assignments discussed with you ?		
Answer	Value	No. of response(s)	Response value	Response %
Every time	5	377	1885	94.72
Usually	4	19	76	4.77
Occasionally/Sometimes	3	0	0	0.00
Rarely	2	2	4	0.50
Never	1	0	0	0.00
Performance				98.74



Question		The Institution provides Hostel,ATM,Canteen, and Bus facility to students ?		
Answer	Value	No. of response(s)	Response value	Response %
Strongly agree	5	363	1815	91.21
Agree	4	12	48	3.02
Neutral	3	23	69	5.78
Disagree	2	0	0	0.00
strongly Disagree	1	0	0	0.00
Performance				97.00



Question		Teachers inform your about your expected competencies,Course outcomes and programme outcome		
Answer	Value	No. of response(s)	Response value	Response %
Every Time	5	377	1885	94.72
Usually	4	17	68	4.27
Occasionally / Sometimes	3	4	12	1.01
Rarely	2	0	0	0.00
Never	1	0	0	0.00
Performance				98.74



Question		Your mentor does a necessary follow-up with an assigned task to you		
Answer	Value	No. of response(s)	Response value	Response %
Every time	5	387	1935	97.24
Usually	4	4	16	1.01
Occasionally / Sometime	3	1	3	0.25
Rarely	2	6	12	1.51
Performance				98.79



Question		The teachers illustrate the concepts through examples and applications		
Answer	Value	No. of response(s)	Response value	Response %
Every time	5	365	1825	91.71
Usually	4	24	96	6.03
Occasionally/ Sometimes	3	1	3	0.25
Rarely	2	8	16	2.01
Never	1	0	0	0.00
Performance				97.49

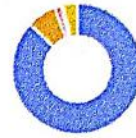


Question		The teachers identify your strengths and encourage you with providing the right level of challenges		
Answer	Value	No. of response(s)	Response value	Response %
Fully	5	385	1925	96.73
Reasonably	4	1	4	0.25
Partially	3	12	36	3.02
Slightly	2	0	0	0.00
Unable to identify	1	0	0	0.00
Performance				98.74



Question	The institution makes effort to engage students in monitoring, review, and continuous quality improvement of the teaching-learning process			
Answer	Value	No. of response(s)	Response value	Response %
<input checked="" type="radio"/> Strongly agree	5	363	1815	91.21
<input type="radio"/> Agree	4	35	140	8.79
<input type="radio"/> Neutral	3	0	0	0.00
<input type="radio"/> Disagree	2	0	0	0.00
<input type="radio"/> Strongly disagree	1	0	0	0.00
Performance				98.24

Question	The Institute/teachers use student-centric method , such as experiential learning , participative learning and problem-solving methodologies for enhancing learning experiences.			
Answer	Value	No. of response(s)	Response value	Response %
<input checked="" type="radio"/> To a great extent	5	347	1735	87.19
<input type="radio"/> Moderate	4	29	116	7.29
<input type="radio"/> Some what	3	6	18	1.51
<input type="radio"/> Very little	2	3	6	0.75
<input type="radio"/> Not at all	1	13	13	3.27
Performance				94.87



Question	Teachers encourage you to participate in extracurricular activities			
Answer	Value	No. of response(s)	Response value	Response %
<input checked="" type="radio"/> Strongly agree	5	331	1655	83.17
<input type="radio"/> Agree	4	67	268	16.83
<input type="radio"/> Neutral	3	0	0	0.00
<input type="radio"/> Disagree	2	0	0	0.00
<input type="radio"/> Strongly disagree	1	0	0	0.00
Performance				96.63




Question	Efforts are made by the institute / teachers to evaluate soft skills, life skills, and employability skill to make you ready for the world of work.			
Answer	Value	No. of response(s)	Response value	Response %
<input checked="" type="radio"/> To a great extent	5	391	1955	98.24
<input type="radio"/> Moderate	4	7	28	1.76
<input type="radio"/> Some what	3	0	0	0.00
<input type="radio"/> Very little	2	0	0	0.00
<input type="radio"/> Not at all	1	0	0	0.00
Performance				99.65



Question	What percentage of teachers use ICT tools such as LCD projector , Multimedia etc. while teaching			
Answer	Value	No. of response(s)	Response value	Response %
<input checked="" type="radio"/> Above 90 %	5	391	1955	98.24
<input type="radio"/> 70-89 %	4	2	8	0.50
<input type="radio"/> 50-69 %	3	4	12	1.01
<input type="radio"/> 30-49 %	2	1	2	0.25
<input type="radio"/> Below 29 %	1	0	0	0.00
Performance				99.35



Question	The overall quality of teaching-learning process in your institute is very good			
Answer	Value	No. of response(s)	Response value	Response %
<input checked="" type="radio"/> Strongly agree	5	348	1740	87.44
<input type="radio"/> Agree	4	50	200	12.56
<input type="radio"/> Neutral	3	0	0	0.00
<input type="radio"/> Disagree	2	0	0	0.00
<input type="radio"/> Strongly Disagree	1	0	0	0.00
Performance				97.49



Question	The teaching and mentoring process in your institution facilitates you in cognitive, social and emotional growth.			
Answer	Value	No. of response(s)	Response value	Response %
Significantly	5	321	1605	80.65




Question	The teaching and mentoring process in your institution facilitates you in cognitive, social and emotional growth.			
Answer	Value	No. of response(s)	Response value	Response %
Very well	4	40	160	10.05
Moderately	3	15	45	3.77
Marginally	2	6	12	1.51
Not at all	1	16	16	4.02
Performance				92.38

Question	The institute takes active interest in promoting internship , students exchange , field visit opportunities for students			
Answer	Value	No. of response(s)	Response value	Response %
Regularly	5	321	1605	80.65
Often	4	23	92	5.78
Sometime	3	54	162	13.57
Rarely	2	0	0	0.00
Never	1	0	0	0.00
Performance				93.42

Question	Teachers are able to identify your weaknesses and help you to overcome them			
Answer	Value	No. of response(s)	Response value	Response %
Every time	5	321	1605	80.65
Usually	4	28	112	7.04
Sometime	3	49	147	12.31
Rarely	2	0	0	0.00
Never	1	0	0	0.00
Performance				93.67



Achieved Scope for improvement



Achieved 96.96 | Scope for improvement 3.04

